

CALHOUN CITY BOARD OF EDUCATION
JULY 1, 2012 - JUNE 30, 2013

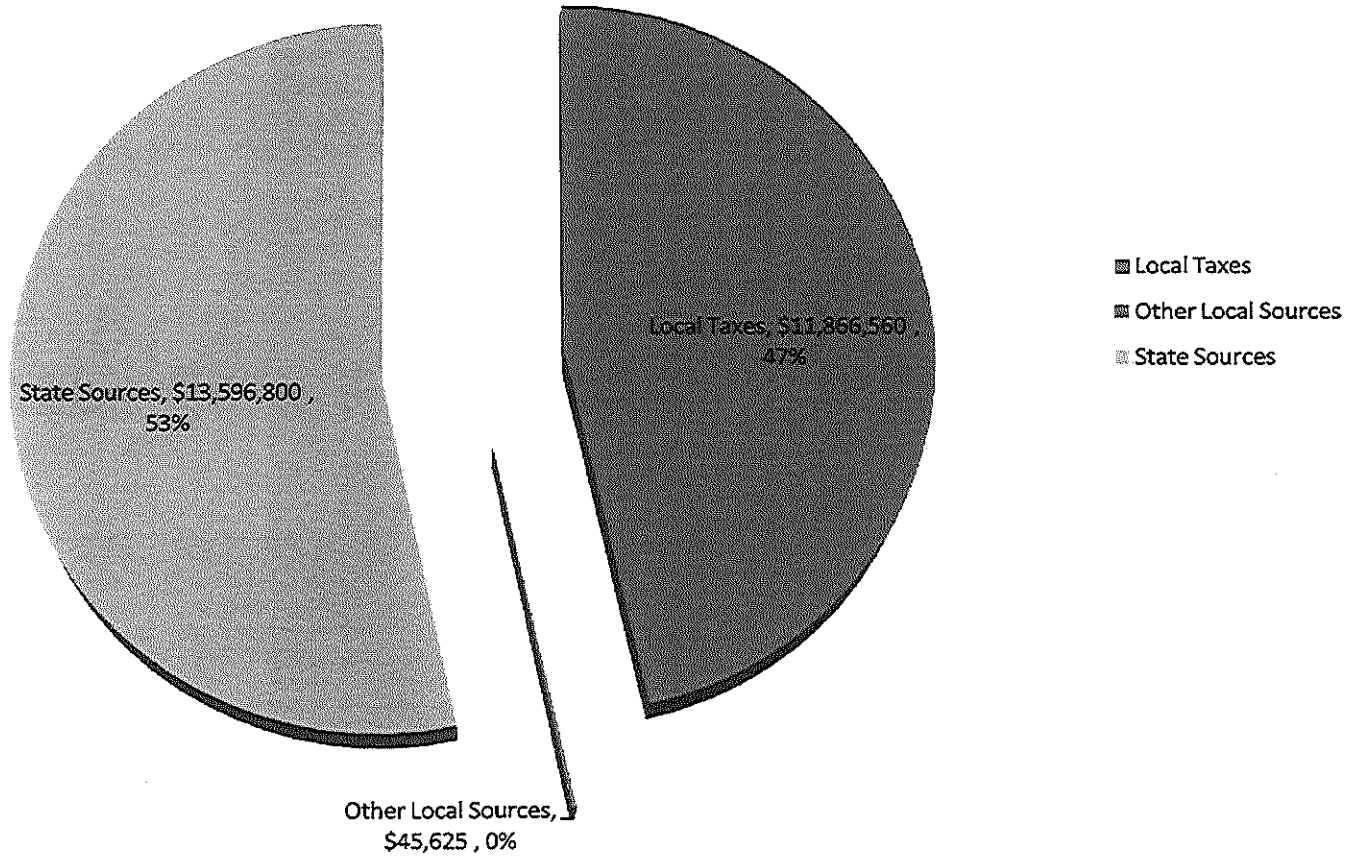
	GENERAL FUND	SPECIAL REVENUE FUNDS
<u>ESTIMATED REVENUES:</u>		
Local Taxes	\$11,866,560	
Other Local Sources	\$45,625	\$2,809,385
State Sources	\$13,596,800	\$870,144
Federal Sources - ARRA	\$0	\$2,132,293
Other Sources (Transfers)	\$0	\$115,000
TOTAL ESTIMATED REVENUES AND TRANSFERS FROM OTHER FUNDS	\$25,508,985	\$5,926,822

ESTIMATED EXPENDITURES:

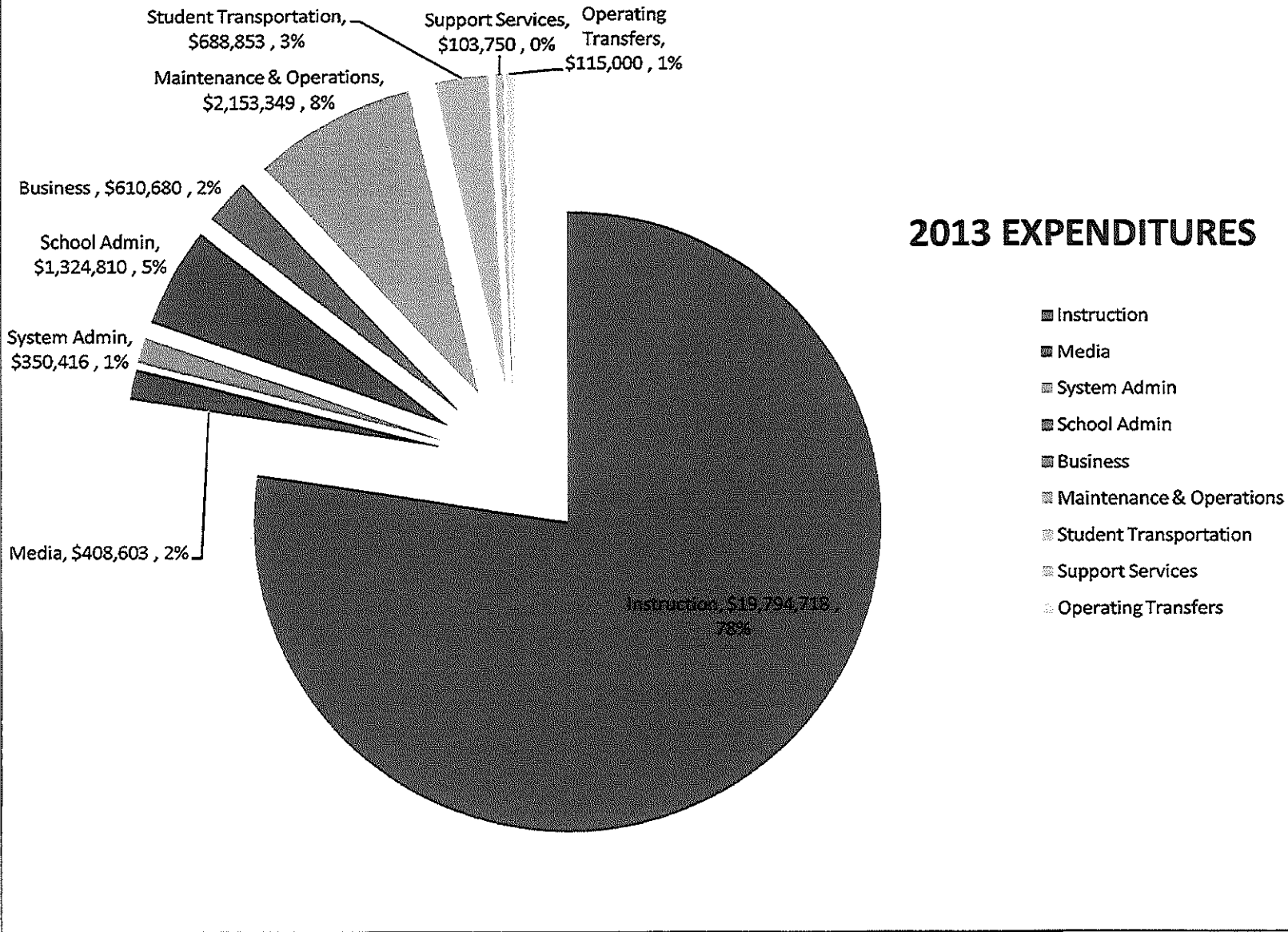
Instruction	\$18,316,916	\$2,759,257
Pupil Support Services	\$730,554	\$356,200
Improvement of Instruction	\$747,248	\$180,690
Educational Media Services	\$408,603	\$0
General Administration	\$350,416	\$84,153
School Administration	\$1,324,810	\$13,572
Business Office	\$610,680	\$0
Maintenance & Operations	\$2,153,349	\$24,422
Student Transportation	\$688,853	\$13,928
Central Support Services	\$62,667	\$0
Other Support Services	\$41,083	\$5,200
School Nutrition Services	\$0	\$2,083,294
Community Education Services	\$0	\$432,071
Facilities Acquisition & Construction	\$0	\$0
Other Outlays/Operating Transfers	\$115,000	\$0
TOTAL ESTIMATED EXPENDITURES AND TRANSFERS TO OTHER FUNDS	\$25,550,179	\$5,952,787

REVENUES

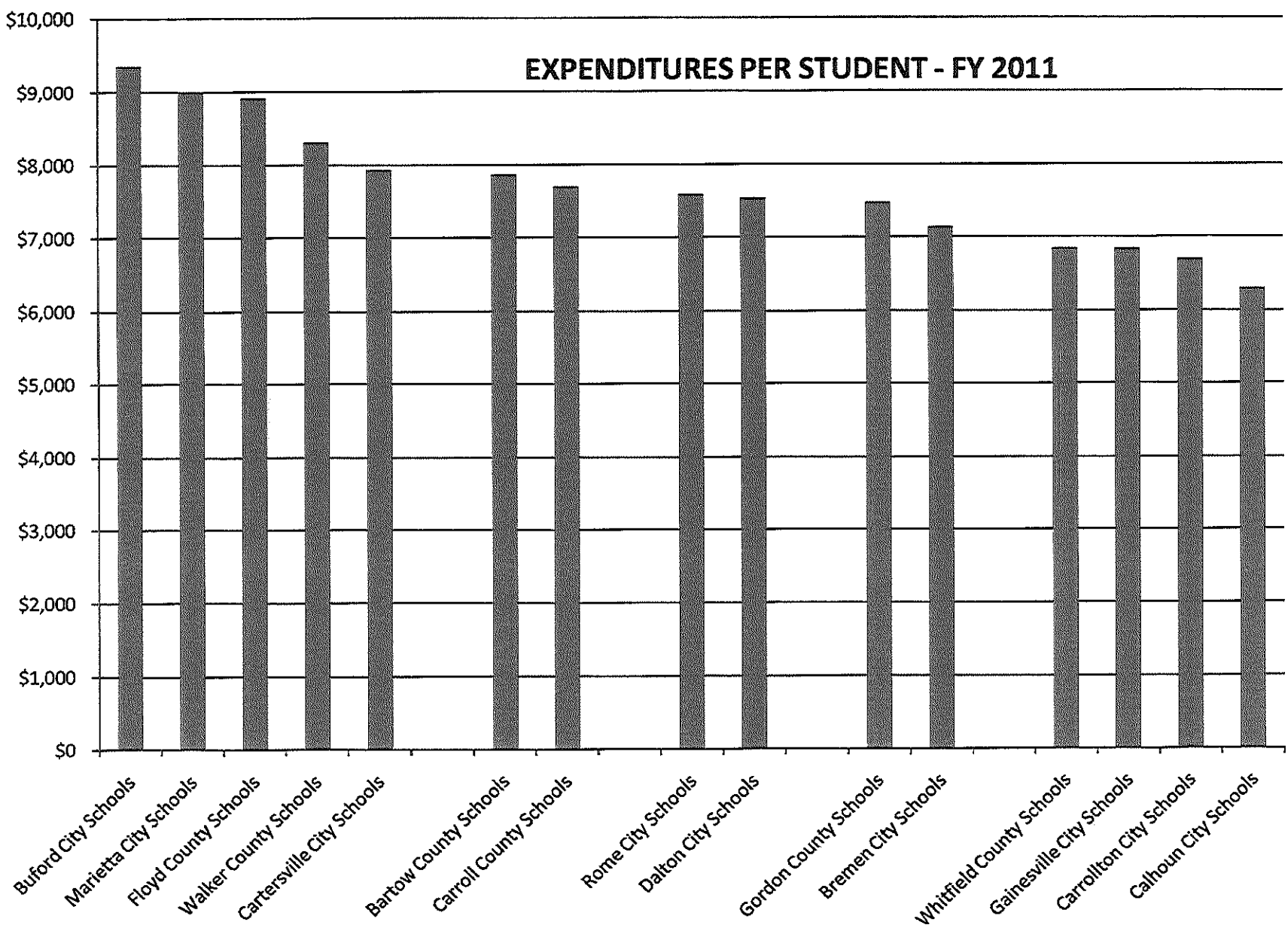
2013 REVENUE SOURCES



2013 EXPENDITURES



EXPENDITURES PER STUDENT - FY 2011



MILLAGE RATES - FY 2012

