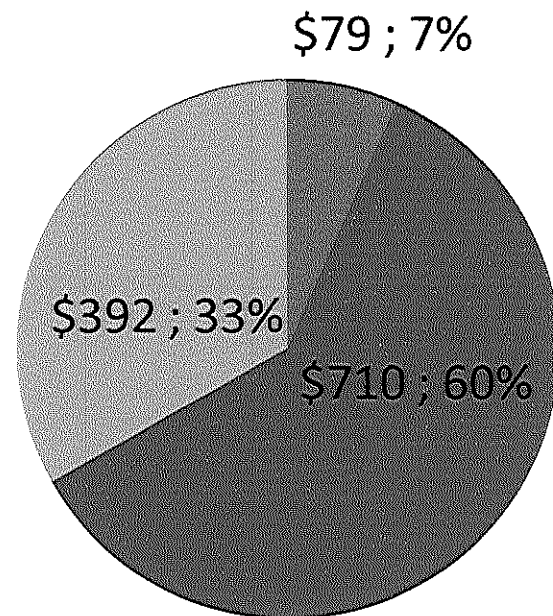
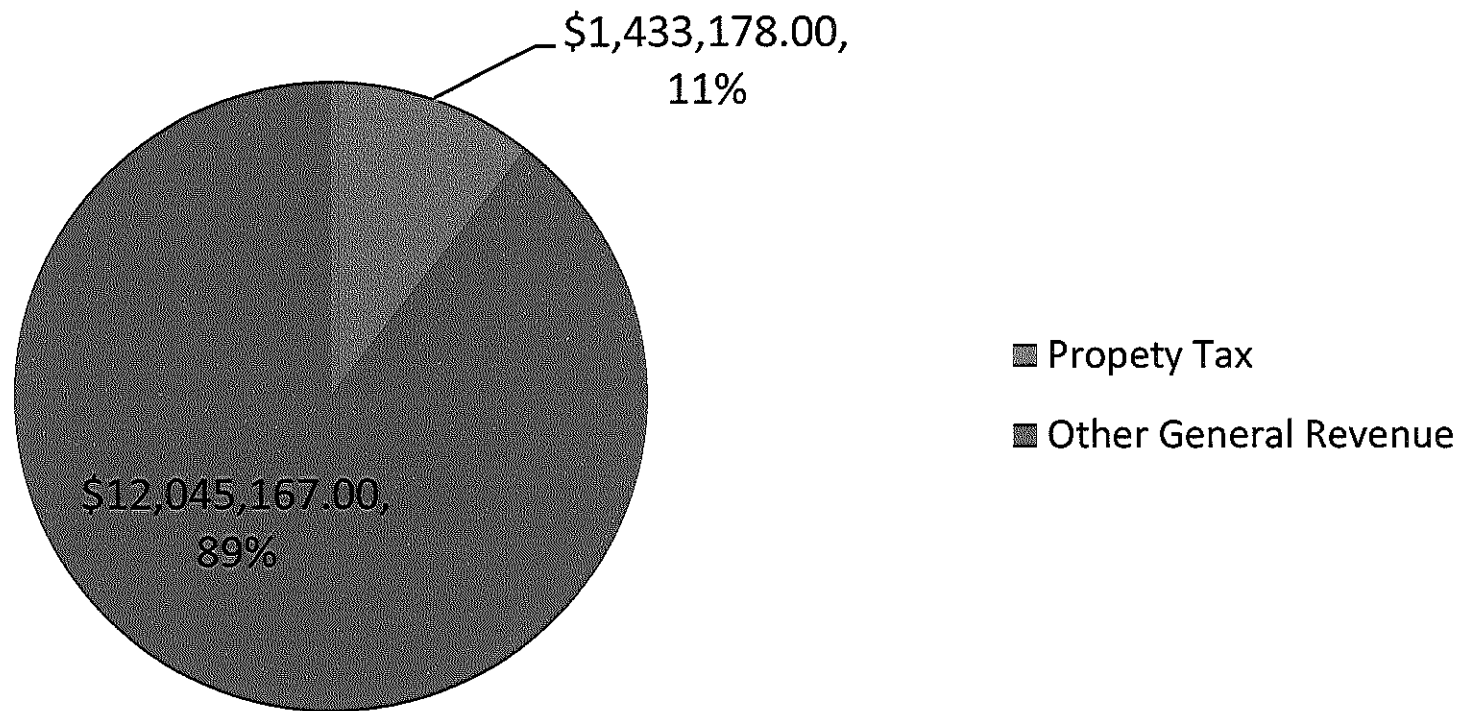


2012 TAXES BASED ON FAIR MARKET VALUE OF \$100,000 (\$40,000 AV)

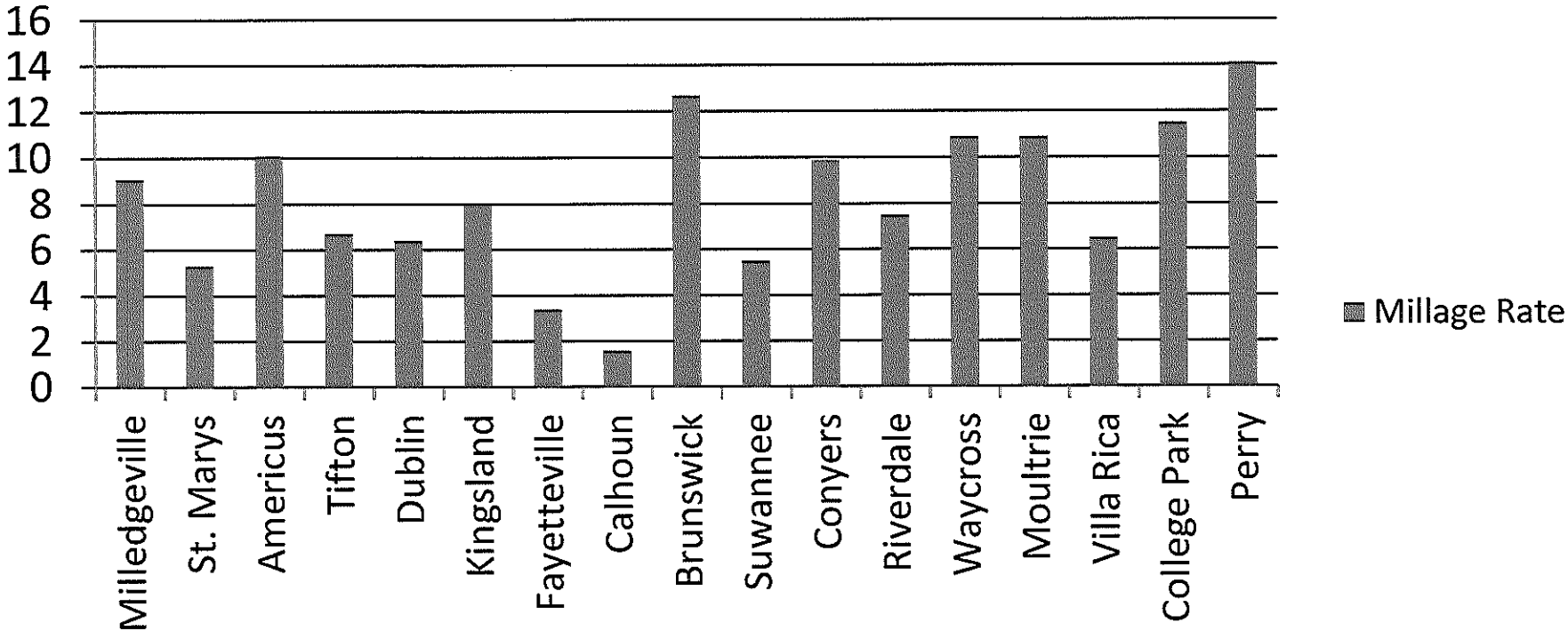
- CITY- 40,000 X
1.98(MILLAGE)
- CITY SCHOOLS- 40,000 X
17.762(MILLAGE)
- COUNTY- 40,000 X
9.8(MILLAGE)



Property Tax Revenue Comparison



2011 Millage Rate Comparison



MILLAGE RATES

The digest and city millage rates (did not include school) are per Georgia Department of Revenue. Some have been re-adjusted by DOR from our initial local numbers.

| <u>Year</u> | <u>City</u> | <u>Gordon County</u> | <u>Calhoun Sch</u> |
|-------------|-------------|----------------------|--------------------|
| 1998 | 1.950 | 7.060 | 14.70 |
| 1999 | 1.950 | 7.060 | 14.770 |
| 2000 | 1.700 | 7.119 | 13.050 |
| 2001 | 1.580 | 7.089 | 13.550 |
| 2002 | 1.570 | 5.030 | 14.450 |
| 2003 | 1.540 | 4.830 | 14.570 |
| 2004 | 1.500 | 5.540 | 14.710 |
| 2005 | 1.750 | 7.570 | 14.950 |
| 2006 | 1.670 | 7.570 | 13.660 |
| 2007 | 1.615 | 10.671 | 14.580 |
| 2008 | 1.615 | 10.174 | 14.08 |
| 2009 | 1.591 | 8.815 | 13.865 |
| 2010 | 1.591 | 8.919 | 13.865 |
| 2011 | 1.591 | 9.800 | 16.012 |
| 2012 | 1.980 | 9.80 | 17.762 |

Digest

| | | | |
|------|-------------|------|-------------|
| 1998 | 436,456,500 | 2003 | 517,598,124 |
| 1999 | 454,723,117 | 2004 | 535,269,458 |
| 2000 | 494,208,213 | 2005 | 585,964,984 |
| 2001 | 523,802,580 | 2006 | 632,677,890 |
| 2002 | 517,592,988 | 2007 | 730,490,612 |
| 2008 | 839,002,011 | | |
| 2009 | 848,812,307 | | |
| 2010 | 788,786,170 | | |
| 2011 | 737,298,364 | | |
| 2012 | 720,630,020 | | |